

OUR COMMITMENT TO EQUALITY AND DIVERSITY UNDERPINS ALL ASPECTS OF OUR PEOPLE EXPERIENCE.

Gender pay gap reporting shows the pay gap between an organisation's male and female employees.

This is different to an equal pay review which shows whether men and women are paid equally for doing work deemed to be of equal value.

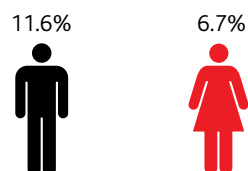
At Solent University, we are confident that people undertaking the same roles and roles assessed to be of equal value are paid within the same pay grade. We are continuing to work to reduce our gender pay gap.

SOLENT GENDER PAY GAP FIGURES (31 MARCH 2021)

Pay and bonus gap

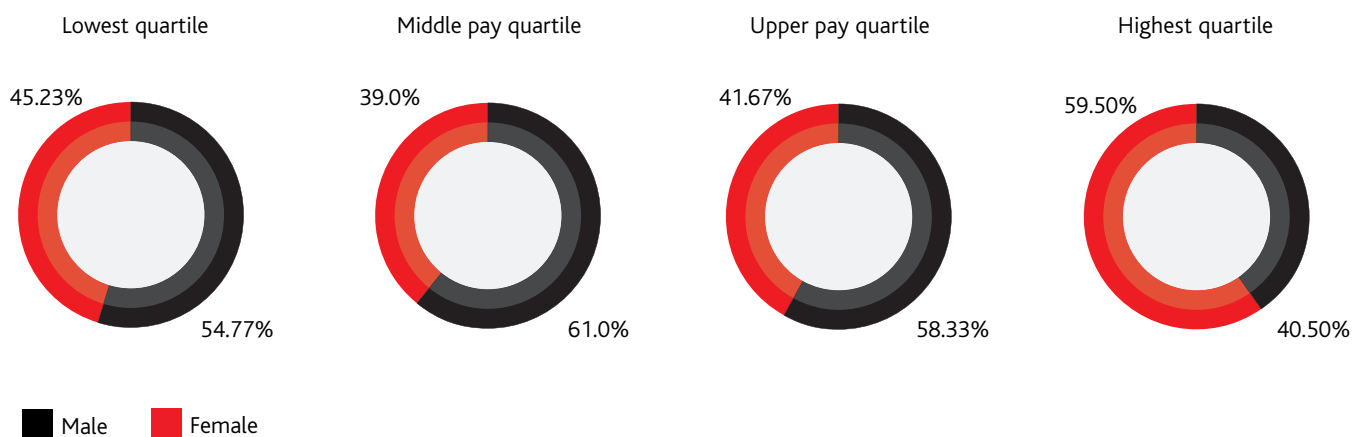
	Mean	Median
Pay gap	3.39%	0%
Bonus pay gap	-17.1%	-25.0%

Proportion of colleagues receiving a bonus payment



This data shows the difference in pay and bonuses (for example, special payments) between all men and women at Solent.

Pay Quartiles



This data shows the gender distribution across four equally sized quartiles of the University.

OUR COMMITMENT TO EQUALITY AND DIVERSITY UNDERPINS ALL ASPECTS OF OUR PEOPLE EXPERIENCE.

Solent University Services Ltd (SUS LTD) is a wholly owned subsidiary company of Solent University.

SUS Ltd is the employer for most Professional Services roles and all Campus jobs recruited after 1 October 2018.

The Gender pay gap shows the pay gap between all men and women employees in an organisation. It is different to an equal pay review which shows whether men and women are paid equally for doing work deemed to be of equal value.

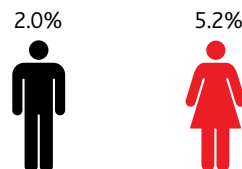
As a wholly owned subsidiary company of Solent University, we are confident that people undertaking the same roles and roles assessed to be of equal value are paid within the same pay grade.

We are continuing to work to reduce our gender pay gap. We are continuing to work to reduce our gender pay gap.

GENDER PAY GAP FIGURES SUS LTD (31 MARCH 2021)

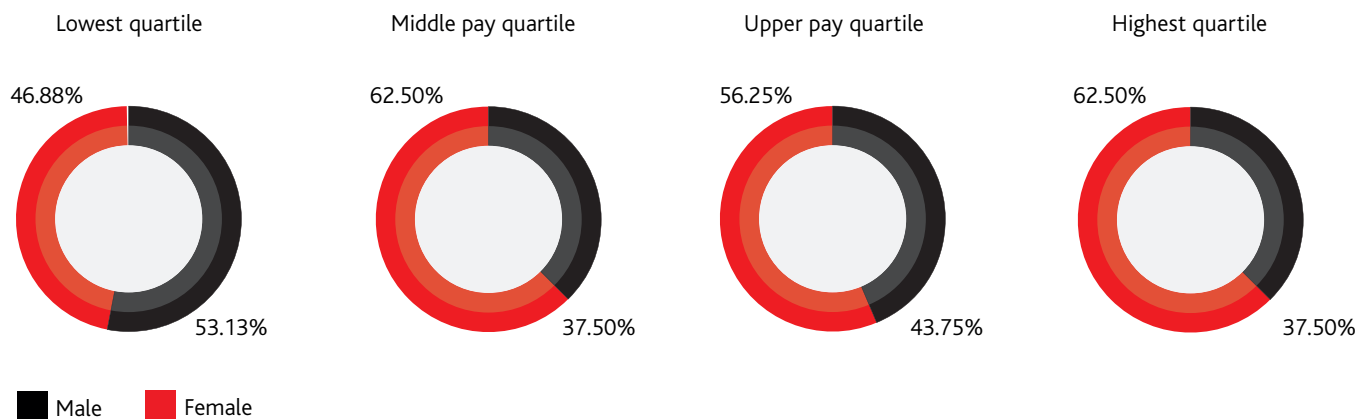
	Mean	Median
Pay gap	16.6%	5.7%
Bonus pay gap	74.8%	-9.10%

Proportion of colleagues receiving a bonus payment



This data shows the difference in pay and bonuses (for example, special payments) between all men and women of SUS Ltd.

Pay Quartiles



This data shows the gender distribution across four equally sized quartiles of the University.



OUR COMMITMENT TO EQUALITY AND DIVERSITY UNDERPINS ALL ASPECTS OF OUR PEOPLE EXPERIENCE.

For comparative purposes, this information shows the combined 2021 Gender Pay Gap information for Solent University and Solent University Services Ltd (SUS LTD).

It also draws comparisons with the 2020 Gender pay information for Solent University.

Solent University Services limited (SUS LTD) is a wholly owned subsidiary company of Solent University. SUS LTD became the employer for most Professional Services roles and all Campus job from October 2018.

Gender pay reporting legislation requires that companies report information for any employer with over 250 employees separately. At the 31 March 2021, Solent University reported Gender pay information for 966 relevant employees and for 130 relevant employees of SUS LTD.

Gender pay gap reporting shows the pay gap information between an organisation's male and female employees. This is different to an equal pay review which shows whether men and women are paid equally for doing work deemed to be of equal value.

At Solent University we are confident that people undertaking the same roles, and roles assessed to be of equal value, are paid to within the same pay grade. We are continuing to work to reduce our gender pay gap.

Pay and bonus gap

	Mean	Median
Pay gap 2021	5.83%	2.90%
Bonus pay gap	-11.2%	-50.0%

	Mean	Median
Pay gap 2020	5.50%	2.90%
Bonus pay gap	1.81%	5.2%

Proportion of colleagues receiving a bonus payment

